

Health Care for the Homeless Co-Applicant Governing Board



WEDNESDAY, JUNE 21, 2017

11:00-12:30PM

597 CENTER AVENUE

SUITE 200

MARTINEZ, CA



Health Care for the Homeless Co-Applicant Governing Board



ACTION ITEM:

REQUEST FOR APPROVAL

**MAY HCH CO-APPLICANT BOARD
MEETING MINUTES**



CCHS

Community Connect



PROGRAM OVERVIEW

RACHAEL BIRCH,
HCH PROJECT DIRECTOR



Overview

4

- **Whole Person Care is a Medi-Cal waiver pilot program**
 - Overall goal is to increase coordination of health, behavioral health and social services for vulnerable Medi-Cal recipients
 - Focus on reduction of inappropriate utilization
- **CCHS received approval in October 2016 for \$40M annually over 5 years**
 - Program duration 2016-2020
 - One of 19 CA County Systems participating
- **CCHS has termed the program “CommunityConnect”**
 - DHCS grant is termed “Whole Person Care”

Program Organization

5

- **Three core areas**
 - Direct Services
 - Data Projects
 - Sobering Center

1. Direct Services

6

- Eligible patients enrolled in one of two tiers

Tier 1

- Medical Case Management
- Managed by PHN

Tier 2

- Social Case Management
- Managed by Non-RN Case Manager

- Managed by interdisciplinary teams, hiring ~150 new staff members
- Additional services available to team members and beneficiaries:
 - Sobering Center Services, Legal Support, Peer mentoring services through NAMI, Payee services, Transportation vouchers, PATCH funding to support transition to board and care facilities

2. Data Projects

7

- **Large investment in data integration to provide infrastructure across CCHS to best serve patient population**
- **Expansion of existing systems and new systems**
 - All Data Projects to be completed in 2017

3. Sobering Center

8

- **New short-stay facility for intoxicated clients**
 - In process of siting
 - Additional services available onsite to include transportation, counseling
- **FFS Reimbursement Model**

Community Partners

9



- Shared patients with Kaiser, Lifelong and La Clinica
- Increased service contracts with NAMI, HealthLeads, Re-Entry Success Center, Bay Area Legal
- Establishing Community Advisory Board

Patient Eligibility

10

- **Developed data-driven risk model to identify target population**
 - Pulled data from 5 different systems into data warehouse to develop algorithm
 - Compared with current programs (Substance Abuse, Targeted Case Management) to validate data
- **Applied Risk model to all Medi-Cal patients (~257k)**
 - Threshold of 11 or greater for initial program eligibility
 - 28,000 patients met criteria, of which 1982 cared for by network providers

Risk Model Domains

11

Medical Disease

- 20% of risk score
- Patients received 5 pts per chronic disease in chart

Social / Behavioral Determinants

- 40% of total score
- Points allotted for homelessness, foster status, encounters with detention, AOD, MH, etc

Utilization

- 40% of total score
- Points allotted for number of ED, PES visits, Ambulance transport, long-term LOS, etc

Current Risk Model Definition

12

DISEASES	Count	Points	SOCIAL / BEHAVIORAL DETERMINANTS	Y/N	Points	UTILIZATION	No. of Visits	Points
Each Chronic Condition = 5 points (Organ Disease Group based on PRIME 2.3)	1	5	Homeless flag generated in the past 13 months in cclink?	Y	2.67	Number of times seen in the ED/PES in the last 13 months	3	3
			Is a foster child in the last 13 months. *Assign 11 points if foster kid is on Psychotropic Medication.	Y	2.67*	Number of hospitalizations in the last 13 months	2	4
			Medi-cal Share of Cost	Y	2.67	Number of times used Ambulance transportation for Medical Emergency in the last 13 months	1	1
			Employment status in cclink (Unemployed = Y)	Y	2.67	Each LOS > 30 days = 20 points in the last 13 months	2	40
			Undocumented if no SSN (over 18 yrs)	N	0	Answer Y or N to the following:		
			Has AB109 Flag in the last 13 months	Y	2.67	Was seen by Healthcare for Homeless in the past 13 months?	Y	1
			SBIRT - Alcohol/Drugs in the last 13 months	Y	2.67	Discharged and admitted to a Skilled Nursing facility in the last 13 months	N	0
			SBIRT - Depression in the last 13 months	N	0			
			Has been 5150'd in the last 13 months	N	0			
			Spoken language is non-english	N	0			
			Booked in Detention facility in the past 3 years	N	0			
			Activity in HMIS in the last 13 months	Y	2.67			
			Receiving Mental Health Services in the last 13 months?	Y	2.67			
			Access line/MH Referral in the last 13 months?	N	0			
			Referral to respite in the last 13 months	Y	2.67			
Point totals:		5			21.36			49
Max Points Possible:		20			40			40

**Will continue to refine model as data collection continues and improves*

Risk Score
66.4

Program Metrics

13

- **Metrics - PY1-PY5**
 - UM 1 - HEDIS - ED Utilization
 - UM 2 - HEDIS - IP Utilization
 - UM 3 - HEDIS - Mental Health Hospitalization
 - UM 4 - HEDIS - Initiation and Engagement of AOD Treatment & Services
 - UM 5 - 30 Day Comprehensive Care Plan
 - UM 6 - Program Policies and Procedures - Operations
 - UM 7 - Program Policies and Procedures – Data

 - VM 1 - Program Policies and Procedures - Operations
 - VM 2 – Self-reported health status and quality of life
 - VM 3 - Depression Remission at Twelve Months (NQF 0710)
 - VM 4 - Adult Major Depression Disorder (MDD): Suicide Risk Assessment (NQF 0104)
 - VM 5 - SBIRT Substance Abuse and Mental Health (depression) Universal Screening

Health Care for the Homeless Co-Applicant Governing Board



HCH PATIENT UTILIZATION RESULTS

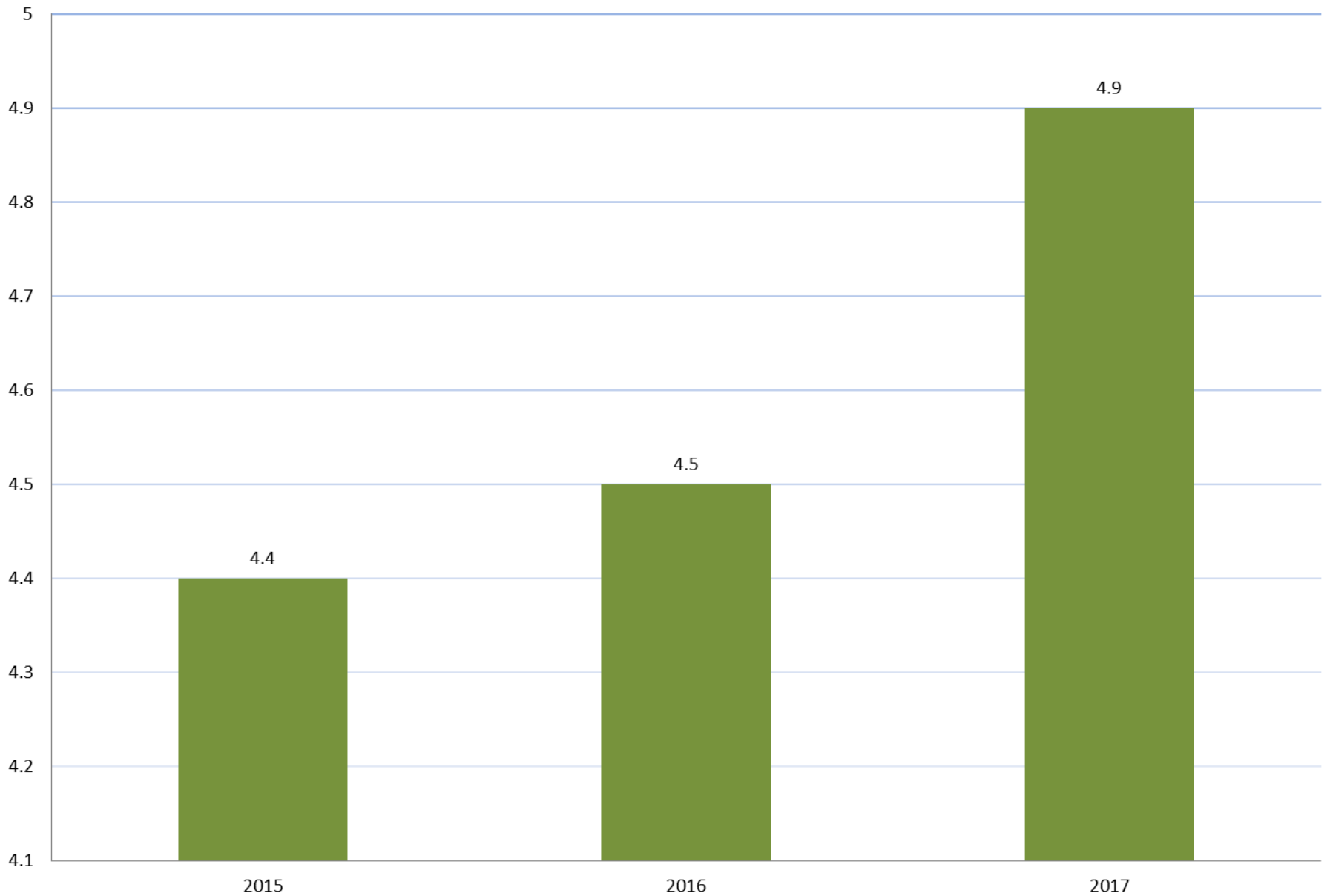
**BETH HERNANDEZ,
HEALTH PLANNER EVALUATOR**



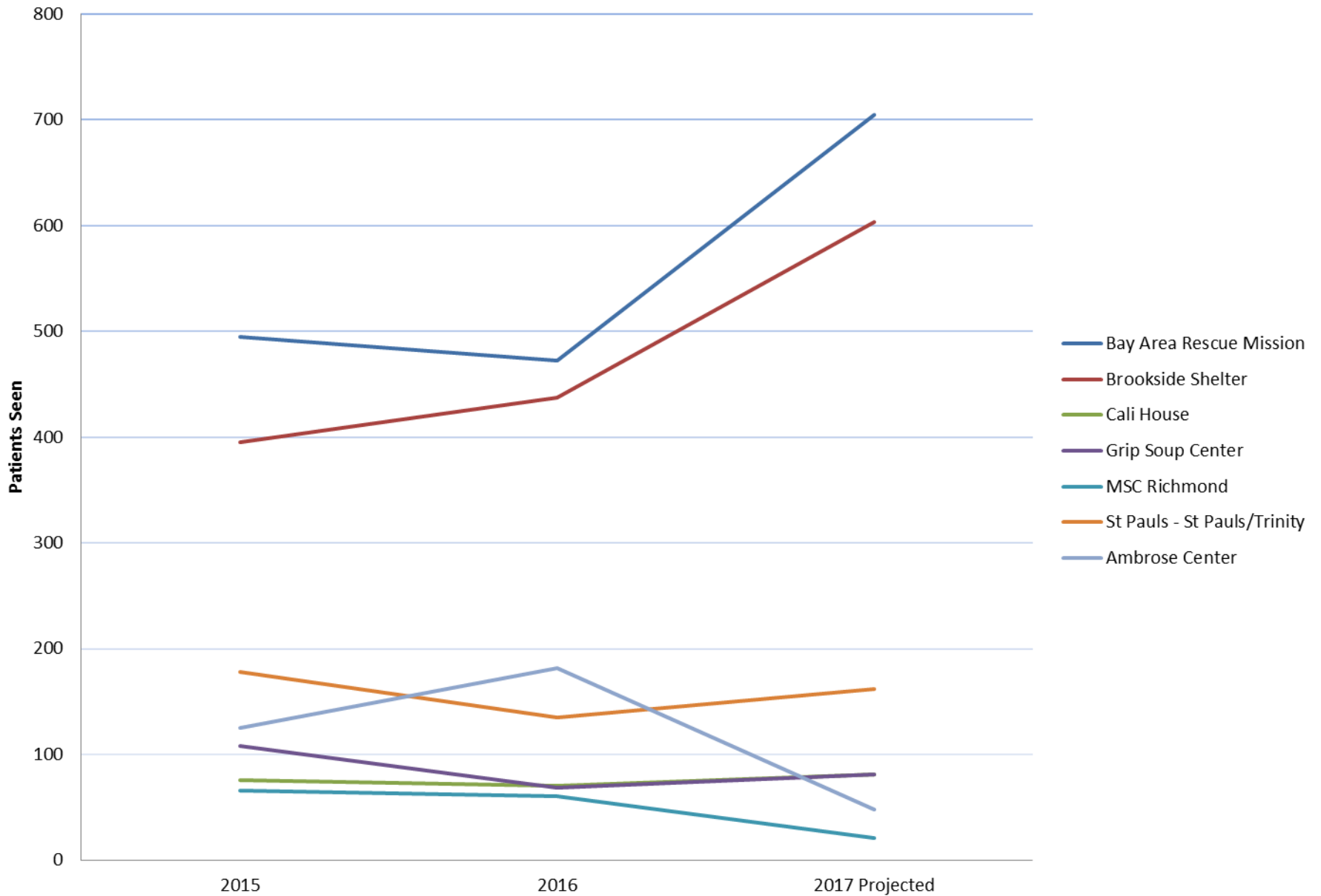
Total Number of HCH Van Patient Visits, 2015-2017



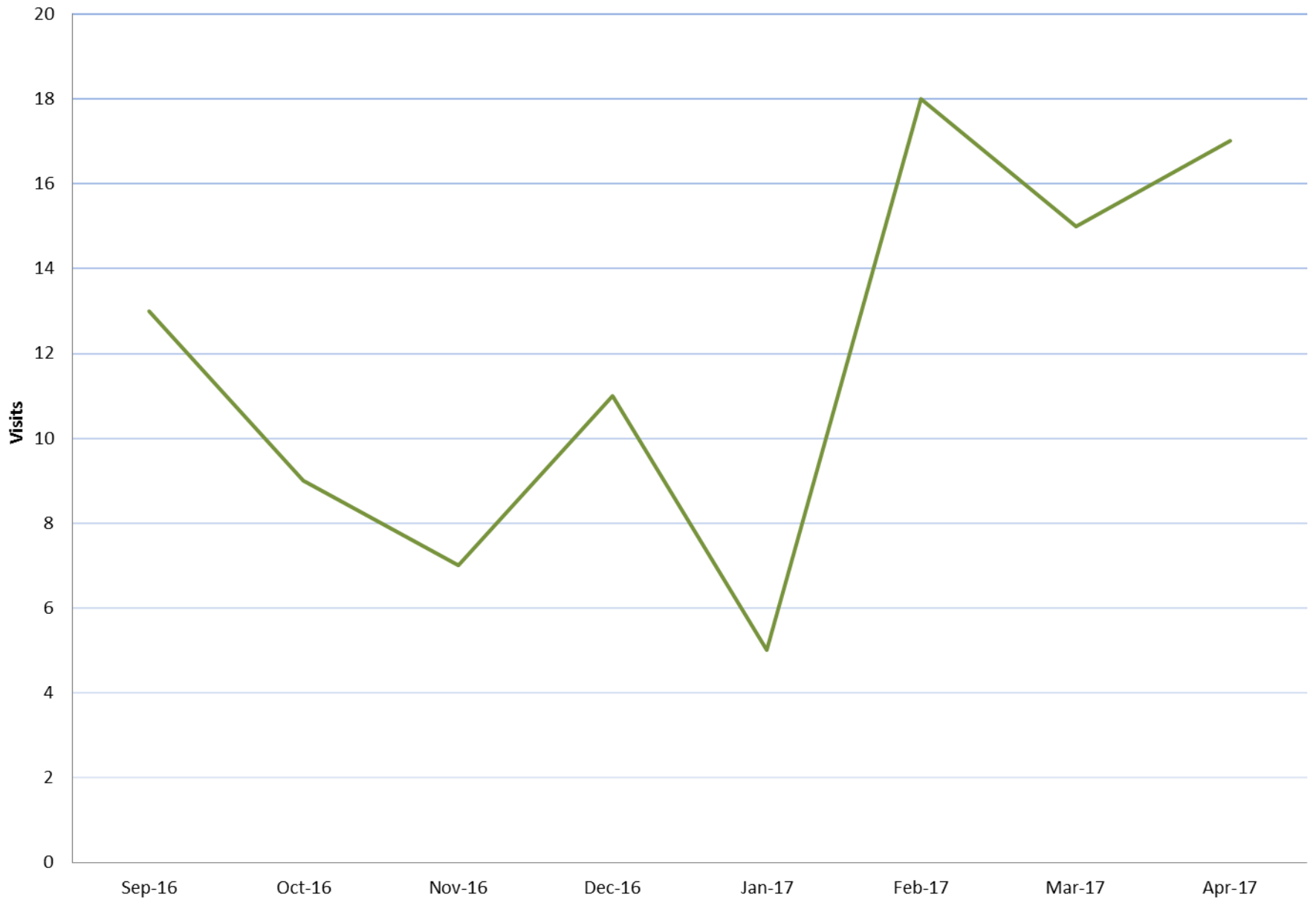
Average Number of HCH Patients Seen, per Van Visit, 2015-2017



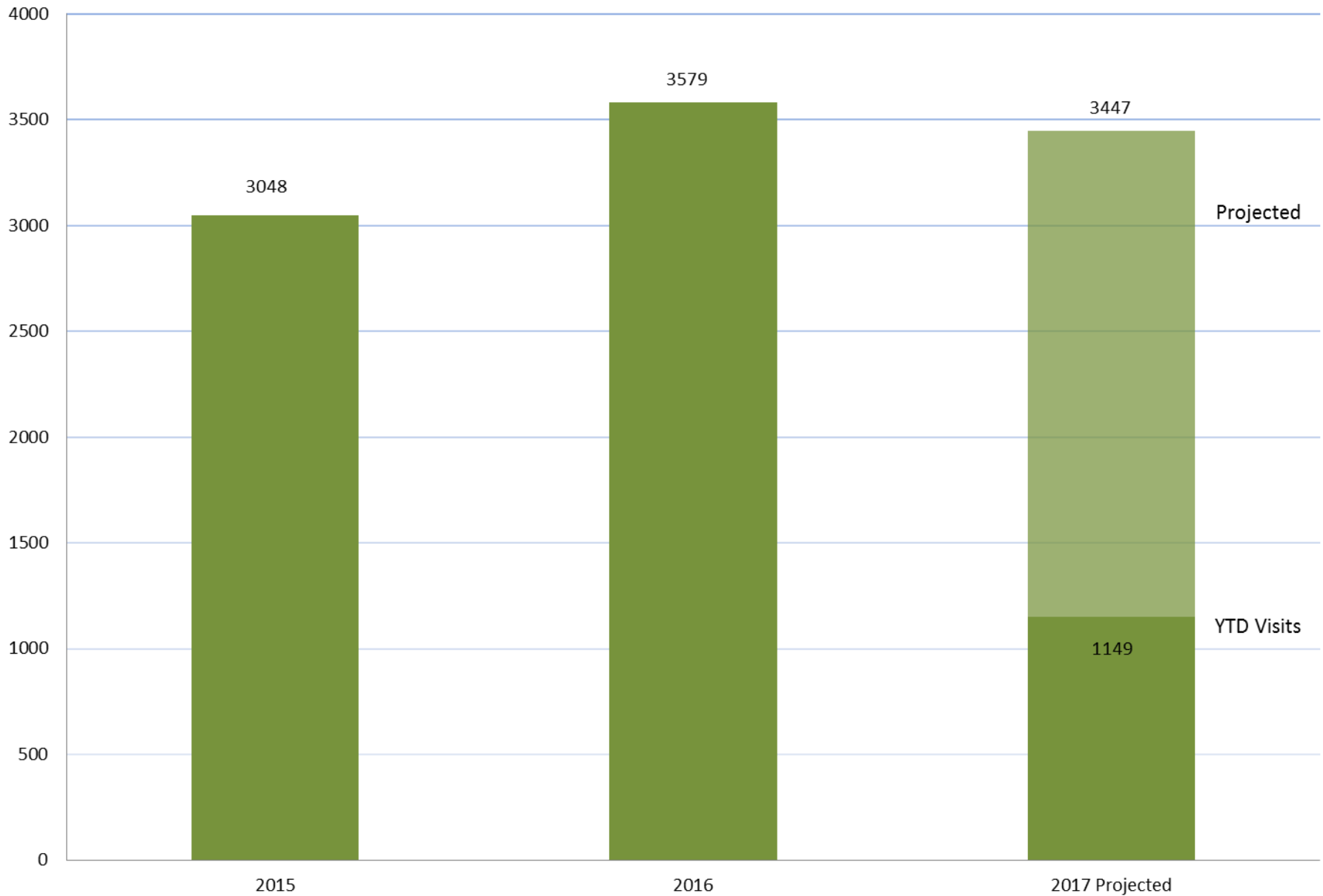
HCH Patient Seen by Van Sites, 2015-2017 Projected



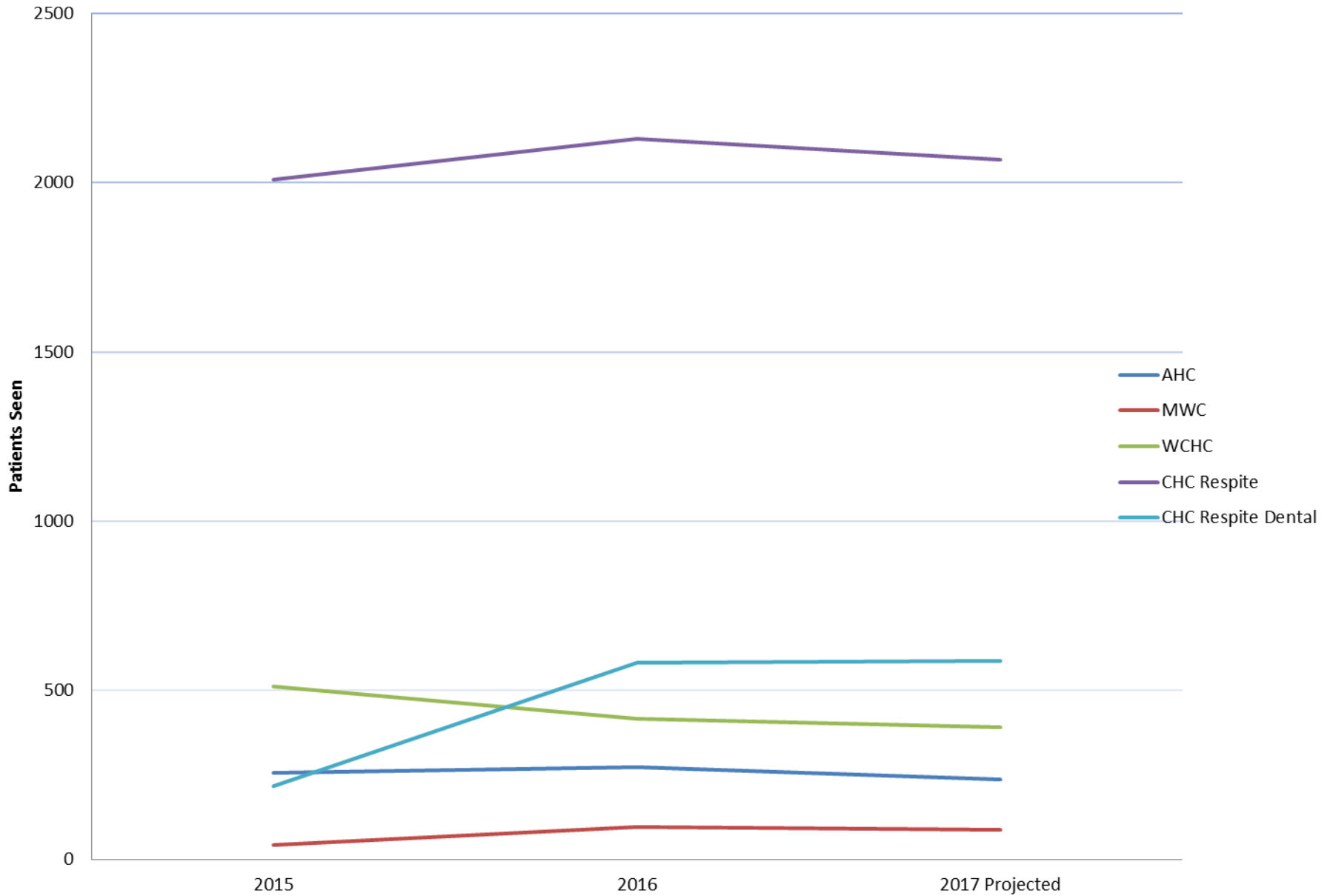
Number of Field Outreach Visits by Month, 2016-2017



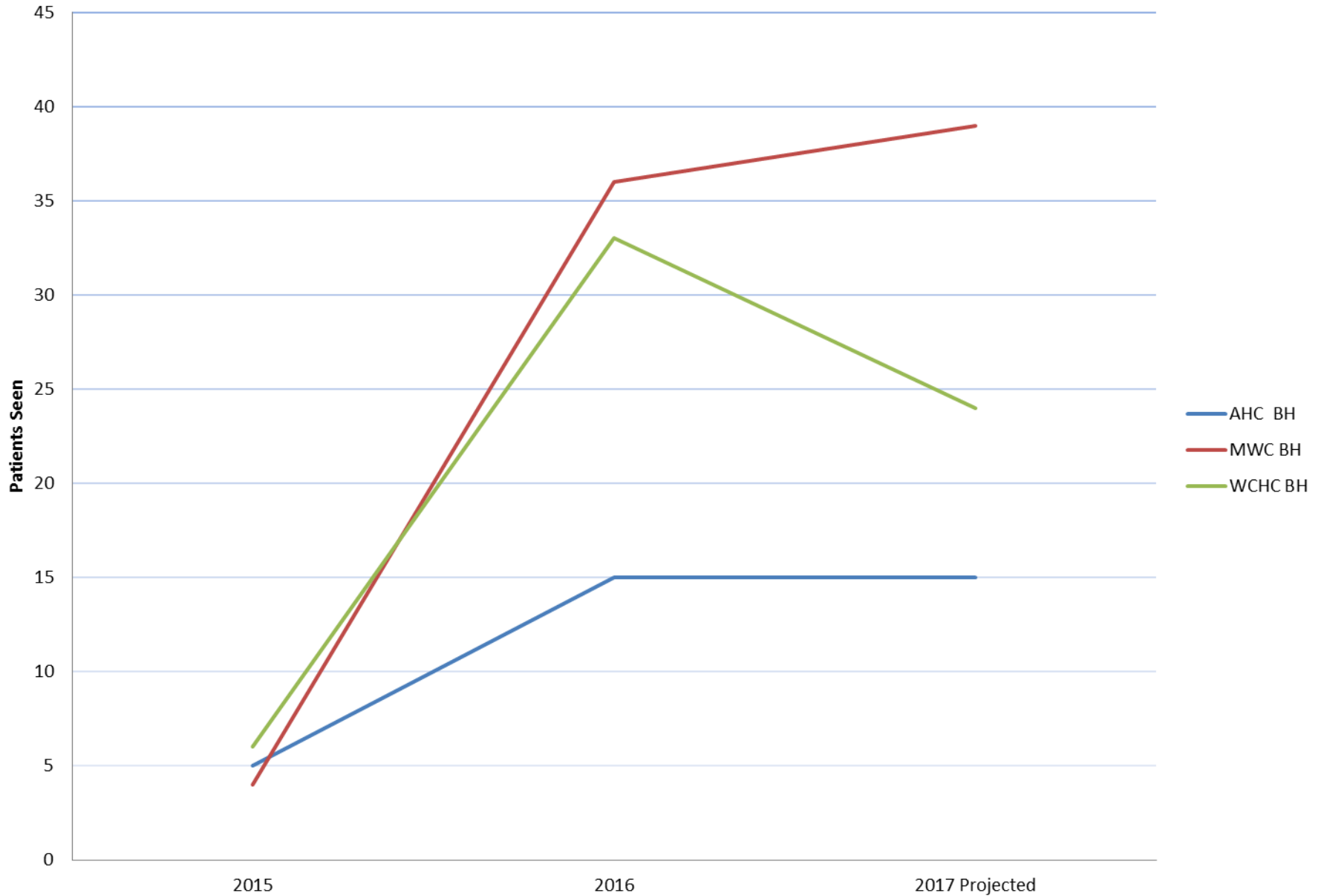
Total Number of HCH Patient Visits at Clinic Sites, 2015-2017



HCH Ambulatory Care Visits, 2015-2017 Projected



HCH Behavioral Health Visits, 2015-2017 Projected



HCH Van Site Patient Visits



Van Site	2015			2016			2017			
	Patients Seen	Van Visits	Pts/clinic	Patients Seen	Van Visits	Pts/clinic	Pts YTD	Pts Projected	Van Visits	Pts/clinic
Ambrose Center	125	37		181	43	4.2	16	48	7	2.3
Bay Area Rescue Mission	495	87	5.7	472	81	5.8	235	705	28	8.4
Brookside Shelter	395	93	4.2	437	87	5.0	201	603	41	4.9
Cali House	75	28	2.7	70	26	2.7	27	81	9	3.0
Concord Shelter	229	47	4.9	228	54	4.2	0	0	0	n/a
Field	0	0	n/a	40	10	4.0	55	165	16	3.4
Grip Soup Center	108	35	3.1	68	26	2.6	27	81	9	3.0
Home Depot El Cerrito	27	15	1.8	11	5	2.2	0	0	0	n/a
Monument 4 Corners	225	44	5.1	285	44	6.5	122	366	17	7.2
MSC Antioch	133	20	6.7	146	34	4.3	8	24	3	2.7
MSC Richmond	66	19	3.5	60	25	2.4	7	21	4	1.8
Reach Fellowship	0	0	n/a	0	0	n/a	2	6	1	2.0
St Pauls - St Pauls/Trinity	178	37	4.8	135	38	3.6	54	162	19	2.8
TOTAL	2056	462	4.5	2133	473	4.5	754	2262	154	4.9

HCH Office Site Patient Visits



Office Site	2015 Pt Visits	2016 Pt Visits	2017 Projected Pt Visits
AHC BH	5	15	15
MWC BH	4	36	39
WCHC BH	6	33	24
AHC	256	273	237
MWC	42	96	87
WCHC	510	417	390
CHC Respite	2008	2128	2067
CHC Respite Dental	217	581	588
Total	3048	3579	3447

Health Care for the Homeless Co-Applicant Governing Board



ACTION ITEM:
REQUEST FOR APPROVAL

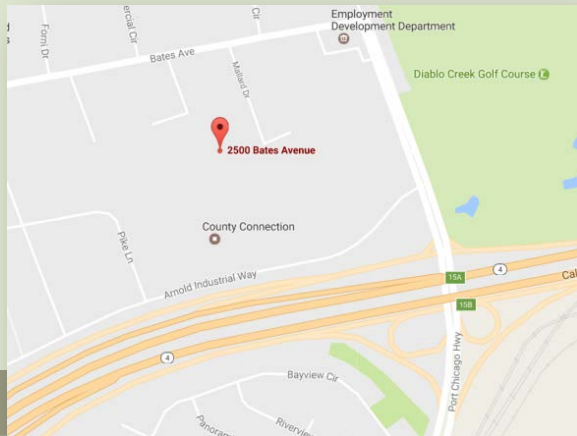
**HCH MENTAL HEALTH CLINICAL
SPECIALIST POSITION**



HCH Program Updates



- **HCH Board Liaison to Council on Homelessness**
 - 1st Thursday of every month,
1:00-3:00pm,
30 Muir Rd, Z.A. Room
NEXT MONTH: July 6, 2017
 - Will need a representative for HCH Board
- **HCH Program Move July**
 - 2500 Bates Avenue, Concord, CA



Future Items to Discuss



- 1. HCH Patient Satisfaction Survey Results**
- 2. HCH Strategic Plan & Logic Model**
- 3. HCH Budget Introduction**
- 4. HCH Medication Assisted Treatment Presentation**

HCH Co-Applicant Governing Board



Next Meeting To Be Determined

Board attendance for July Meeting?

