

**CONTRA COSTA
CONTINUUM OF CARE
QUARTERLY MEETING**

JULY 21, 2017, 10:00 AM - 12:00 PM



Contra Costa Council
on Homelessness

AGENDA

1. Welcome/Introductions
2. Point-In-Time Count Report
3. Panel Discussion on Seniors
4. Nuts & Bolts
5. Pin it



Contra Costa Council
on Homelessness

2. POINT-IN-TIME COUNT REPORT

Jaime Jenett, H3

Report on data from the 2017 PIT Count.



Contra Costa Council
on Homelessness



2017 Point in Time Count

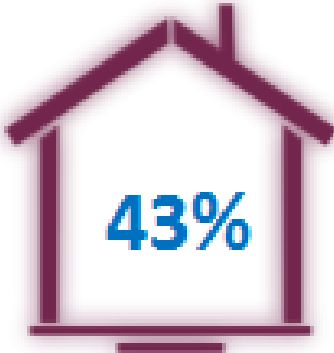
A SNAPSHOT OF HOMELESSNESS IN CONTRA COSTA COUNTY

CONTRA COSTA COUNTY POINT IN TIME COUNT
January 25, 2017

On a single night in Contra Costa County ...

1,607
Persons experiencing
homelessness

30% were first-time homeless



People in sheltered &
unsheltered locations

57% unsheltered

Population Characteristics

84 families:

160 minors
12 Parenting TAY
83 Adults



Population Characteristics:

- 381** Substance Use Disorder
- 368** Mental Health Disability
- 331** Chronically homeless
- 224** Victims of Domestic Violence
- 99** Veterans



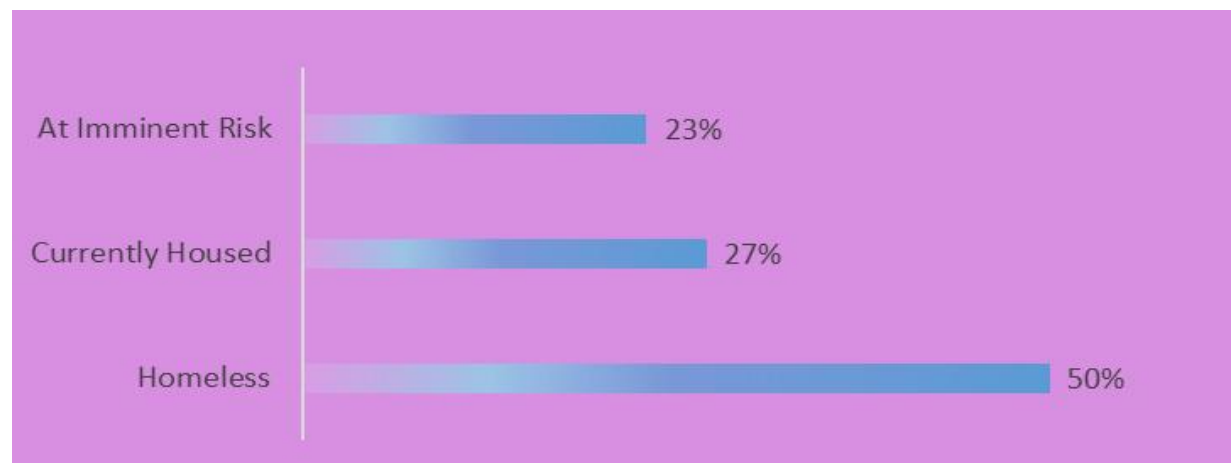
86% of veterans had been homeless
for 12 months or more



Capacity



Shelter capacity met only 41% of need for single adults



Regional Issue

Number of People that Lost Housing in a County Outside of Contra Costa

20% of homeless population lost housing in a county other than Contra Costa

96 -- Outside of Bay Area

66 -- Alameda

26 -- Solano

12 -- San Francisco

8 -- Marin

2 -- Santa Cruz

1 -- Napa

1 -- Santa Clara

1 -- San Mateo

3. PANEL DISCUSSION ON SENIORS

Moderator: Debbie Toth, President/CEO of Choice In Aging

Area Agency on Aging:

- Nhang Luong, Senior Staff Assistant

Contra Costa Senior Legal Services:

- Verna Haas, Executive Director

Resources for Community Development:

- Carolyn Bookhart, Housing Development Director

Contra Costa County Shelter:

- Megan Monahan, Older Adult Case Manager

Older Adult Mental Health:

- Ellie Shirgul, Program Supervisor



Contra Costa Council
on Homelessness

CONTRA COSTA

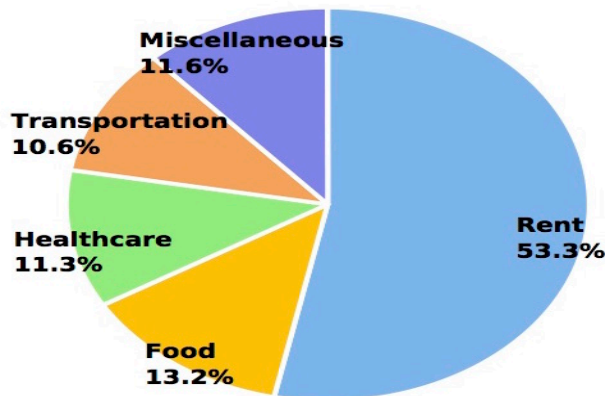
The estimated annual basic cost of living in 2013 for a household with a Single Elder in **Contra Costa** is **\$26,436***, which is **13.4% higher** than the California average. That breaks down to a total cost of **\$2,203/month**.

This estimate takes into account the cost of housing, food, healthcare, transportation, and other miscellaneous expenses.

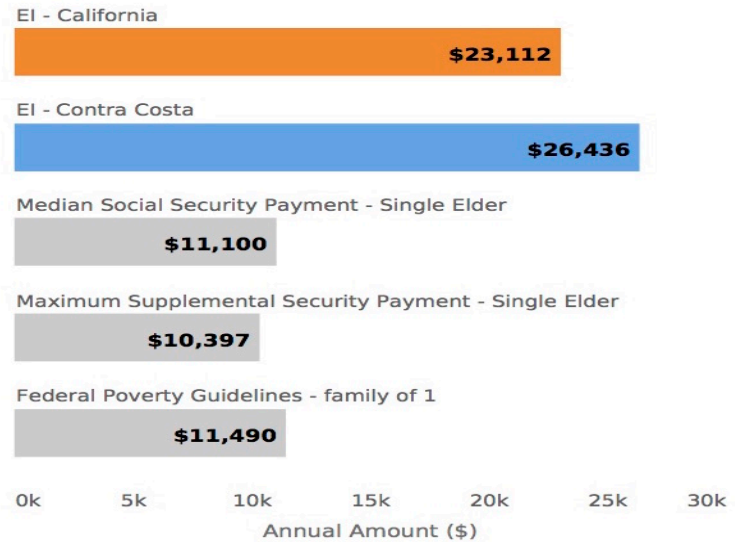


*Household includes **a Single Elder** housing **no adult children** and **no grandchildren**. Head of household is an **older adult** who **rents**.

Monthly Household Living Expenses



Elder Index vs. Common Income Sources for Seniors and Poverty Measures





CONTRA COSTA

Monthly Cost Components - for older adult only	Contra Costa	California
Rent	\$1,174	\$882
Food	\$290	\$259
Healthcare	\$250	\$302
Transportation	\$233	\$233
Miscellaneous	\$256	\$250
Monthly Total	\$2,203	\$1,926
Annual Total	\$26,436	\$23,112

4. NUTS & BOLTS

Standing Item: Share Community Announcements



Contra Costa Council
on Homelessness

5. PIN IT

Standing Item: Future items of discussion and scheduling to be considered.

Our next full membership meeting is October 20, 2017.



Contra Costa Council
on Homelessness